

A modern bathroom interior with a white vanity, a large mirror, a shower area with a glass door, and a potted plant on a side table.

Bathroom Remodeling in Colorado: Step-by-Step Checklist + Planner

This comprehensive guide walks you through the entire bathroom remodeling process in Colorado, from initial evaluation to final installation. Designed as both a digital checklist and downloadable planner, it provides homeowners with practical steps, budget considerations, and expert tips to ensure a successful renovation without the stress.

Evaluate Your Current Bathroom



Assessment Checklist

- Are fixtures outdated, leaky, or inefficient?
- Is the layout functional and spacious?
- Is there enough light and ventilation?
- Do you have proper storage?
- Is the design outdated?

Pro Tip: Begin your remodeling journey by creating two lists: what works well in your current bathroom and what needs improvement. This baseline assessment will guide your renovation priorities.

Define Your Remodeling Goals

1 Purpose Assessment

Determine if this remodel is primarily for resale value or personal enjoyment and comfort.

2 Accessibility Considerations

Evaluate if you need features for aging in place, such as grab bars, walk-in showers, or wider doorways.

3 Priority Balance

Decide whether functionality or aesthetics should take precedence in your design decisions.

According to the CDC, over 235,000 people visit emergency rooms annually due to bathroom injuries, with nearly 80% of home falls occurring in bathrooms. With 25.1% of older households reporting difficulty walking or climbing stairs (U.S. Census Bureau), accessibility features like walk-in showers have become "increasingly important for aging-in-place modifications."

Set a Realistic Budget

\$5K–\$15K

Basic Remodel

Cosmetic updates, fixture replacements, and minor improvements

\$15K–\$30K

Mid-Range Remodel

New fixtures, some layout changes, quality materials

\$30K+

Premium Remodel

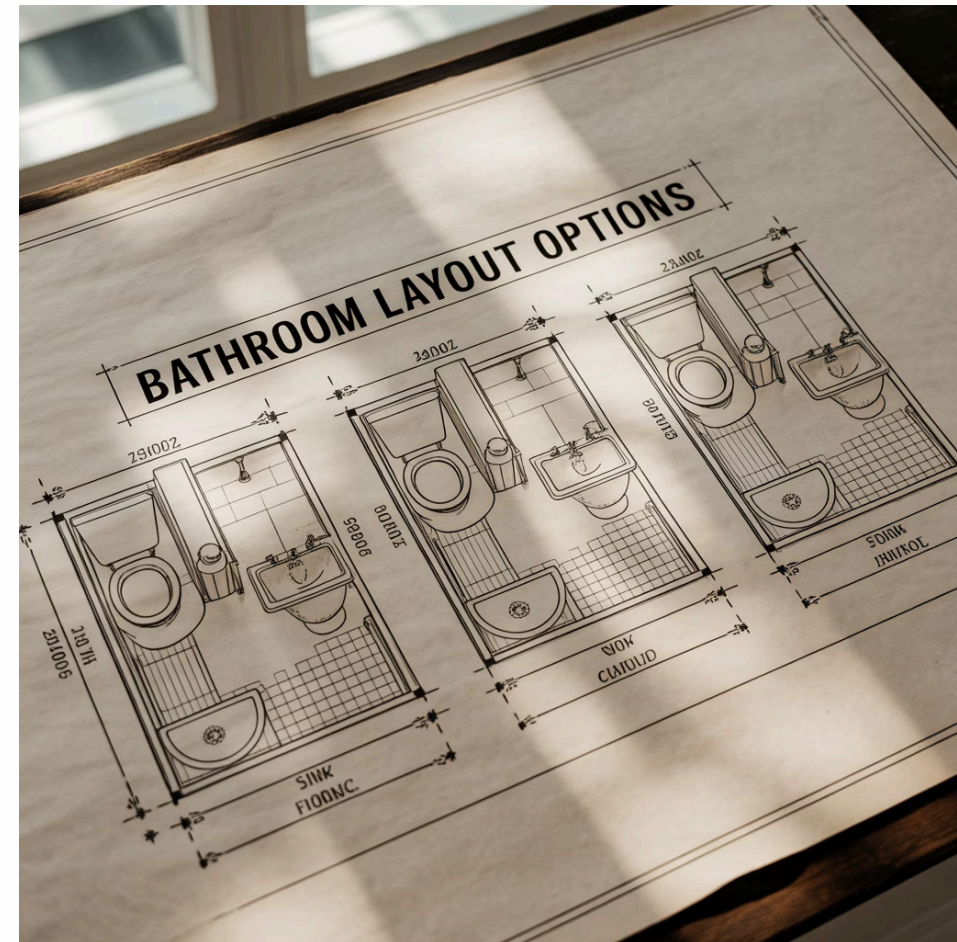
Complete renovation, luxury materials, major layout changes

Pro Tips: Focus on high-impact upgrades, get 2–3 quotes from contractors, and always budget 10–20% extra for unexpected issues. According to the Journal of Light Construction's 2024 cost report, homeowners can expect approximately 73.7% ROI for mid-range bathroom remodels, making it one of the most valuable home improvements.

Plan the Right Layout

Layout Options

- **One-wall:** Budget-friendly, compact design with fixtures along a single wall
- **Three-wall:** Balanced layout utilizing three walls for optimal space usage
- **Wet room:** Modern, fully waterproofed space with open shower area



Design Principles

- Position the toilet out of direct sightlines from the door
- Incorporate a mix of task, ambient, and accent lighting
- Plan for efficient ventilation to prevent moisture damage
- Maximize vertical storage to optimize space

Choose Durable, Stylish Materials



Flooring

Porcelain tile and luxury vinyl offer durability and water resistance while providing stylish options.



Walls

Solid-surface panels resist mold and are easy to clean, perfect for Colorado's varying climate conditions.



Countertops

Quartz or other solid surface materials provide exceptional durability, low maintenance, and a wide range of design options.

The EPA reports that WaterSense labeled fixtures can reduce water flow by 30% or more, with the average family saving 2,900 gallons annually by installing WaterSense showerheads alone. Water-efficient toilets can cut usage by 20–60% and save around \$140 per year.

Hire the Right Contractor

What to Look For

☒ Proper licensing and insurance specific to Colorado

☒ Memberships/BBB accreditation

☒ Proof of Establishment

☒ Portfolio of completed bathroom projects

☒ Online Reviews/Customer References

☒ No Tricks, No Pressure Sales Agreement

Contract Essentials

☒ Detailed proposal & change orders

☒ Specific materials and brands

☒ Realistic timeline with milestones

☒ Job Site Cleanup Roster

☒ Warranty information

☒ Worker Conduct Agreement

Prep for Demolition

1 Shut Off Utilities

Turn off water supply and electrical power to the bathroom before any work begins to prevent accidents and damage.

2 Clear and Protect

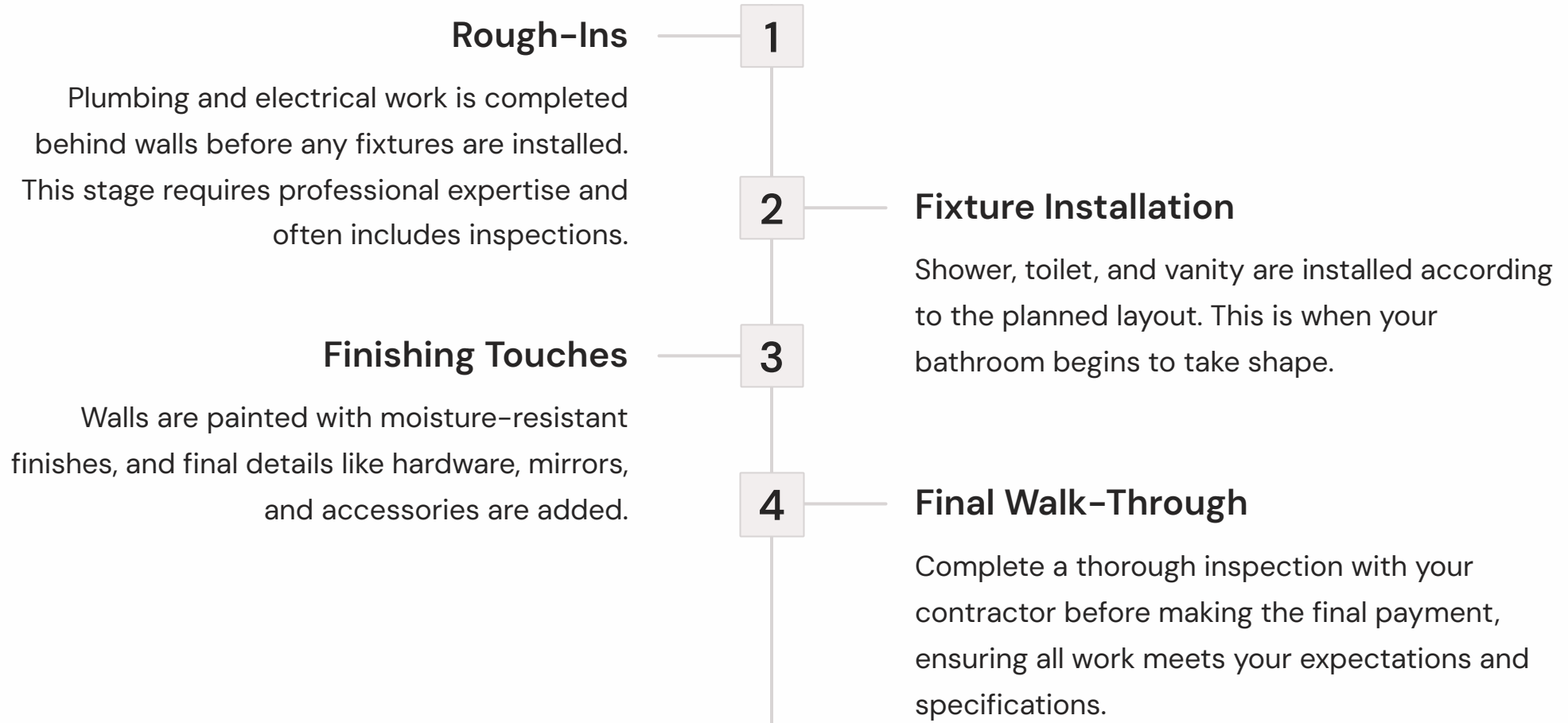
Remove all personal items from the bathroom and install protective coverings on floors and doorways leading to other areas of your home.

3 Verify Safety Measures


Confirm that your contractor has installed proper dust barriers and established safety protocols for demolition and construction.



Installation & Inspection



Avoid Common Pitfalls



Critical Mistakes to Avoid

- **Skipping permits:** Especially important in Colorado where building codes are strictly enforced
- **Using improper materials:** Always choose waterproof, mold-resistant options for longevity
- **Following extreme trends:** Overly niche designs can quickly become dated and affect resale value
- **Planning as you go:** Impromptu decisions often lead to expensive overruns and delays

Taking shortcuts during a bathroom remodel can lead to costly repairs down the road. Proper planning, appropriate materials, and adherence to local regulations are essential for a successful renovation that stands the test of time.

Quick FAQs

Walk-in shower or tub?

Walk-in showers are ideal for aging in place or small spaces, while tubs may be preferred for families with young children or those who enjoy soaking.

Project timeline?


A typical bathroom remodel takes 3–8 weeks, depending on the scope of work, availability of materials, and any unexpected issues that arise during construction.

One bathroom only?

If you only have one bathroom, consider phased renovation plans or temporary portable solutions to maintain functionality during the remodel.

Permits needed in Colorado?

Yes, permits are required for bathroom remodels in Colorado that involve plumbing, electrical, or structural work. Your contractor should handle this process.



Ready to Redo Your Bathroom the Right Way?

Our summer calendar is filling up fast—don't miss your chance to transform your bathroom into a beautiful, functional space that meets your needs and enhances your home's value.

[Get My Free Consultation](#)

HomePride Bath specializes in creating stunning, durable bathroom renovations tailored to Colorado's unique environment and your personal style. Contact us today to start your remodeling journey with confidence.